

# **KEEP OUR SCHOOL BEAUTIFUL PROGRAM**

**RESOURCE GUIDE & TOOLKIT**

a program administered by



# KEEP OUR SCHOOL

## BEAUTIFUL PROGRAM



### **INSPIRE**

Inspire students of all ages to take action and improve the livability of their community and the state through environmental education and projects

### **ENGAGE**

Engage students in hands-on learning and activities within their school and with community partners while also acquiring community service hours



### **EDUCATE**

Educate students on the negative impact of litter to our state and what positive actions and efforts can be made to reduce litter, increase recycling and beautification opportunities

### **IMPACT**

Positively impact their school and community through environmental projects and positive learned behaviors



### **FUTURE**

Build future leaders and help inspire students seeking careers that could positively impact the environment



# KEEP OUR SCHOOL BEAUTIFUL PROGRAM REQUIREMENTS

The Keep Our School Beautiful program is available for Pre-K to 12 grades in public, private and charter school districts statewide. Below are club requirements:



**5+ STUDENTS**



**1 ADULT ADVISOR**



**6 MEETINGS PER YEAR**



**ELECT OFFICERS**



**SUBMIT YEAR-END REPORT**

(EXCEPT ELEMENTARY)

## RECRUITING



The KOSB program requires that the club have at minimum five students participating.

Older students may consider creating committees each for litter prevention, recycling and beautification.

## ADVISING



Each club needs an adult advisor that could be a teacher, counselor, staff member or administrator. Advisors will help with any paperwork such as reporting, advising students, helping students build connections in their community, etc.

## MEETINGS



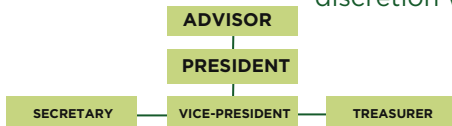
Clubs will need to have a minimum of six meetings per school year. This frequency will help with planning and execution of projects and education opportunities.

For older groups, KAB recommends at least one student take notes of the meetings that can be shared and reviewed by all.

## OFFICERS

The organizational structure determines how activities such as task allocation, coordination, and supervision are directed toward achieving organizational goals. For junior high and high school groups, it is recommended to have elected officers.

**This is not required.** While it is not recommended to have elected officers for elementary groups, it is at the advisor's discretion whether that group will or will not have elected officers.



RECYCLING COMMITTEE	FUNDRAISING COMMITTEE
BEAUTIFICATION COMMITTEE	LITTER COMMITTEE
EVENTS COMMITTEE	EDUCATION COMMITTEE

Committees for larger junior high and high school groups can aid in planning of different projects. **None of these are a requirement.**

## REQUIRED PROJECTS

**These projects must be completed and reported:**

- Great American Cleanup (annually March 1-May 31) - must register with KAB to qualify for free cleanup supplies.
- Great Arkansas Cleanup (annually Saturday after Labor Day to Oct. 31)
- Develop and implement at least 1 project each year involving either:
  - community/school beautification
  - environmental education related to litter
  - recycling/waste reduction

**NOTE:** Cleanup supplies are available on a first-come, first serve basis and while supplies last. Cleanups must register during the above listed times to qualify to receive cleanup supplies. To register, go to [KeepArkansasBeautiful.com](http://KeepArkansasBeautiful.com).

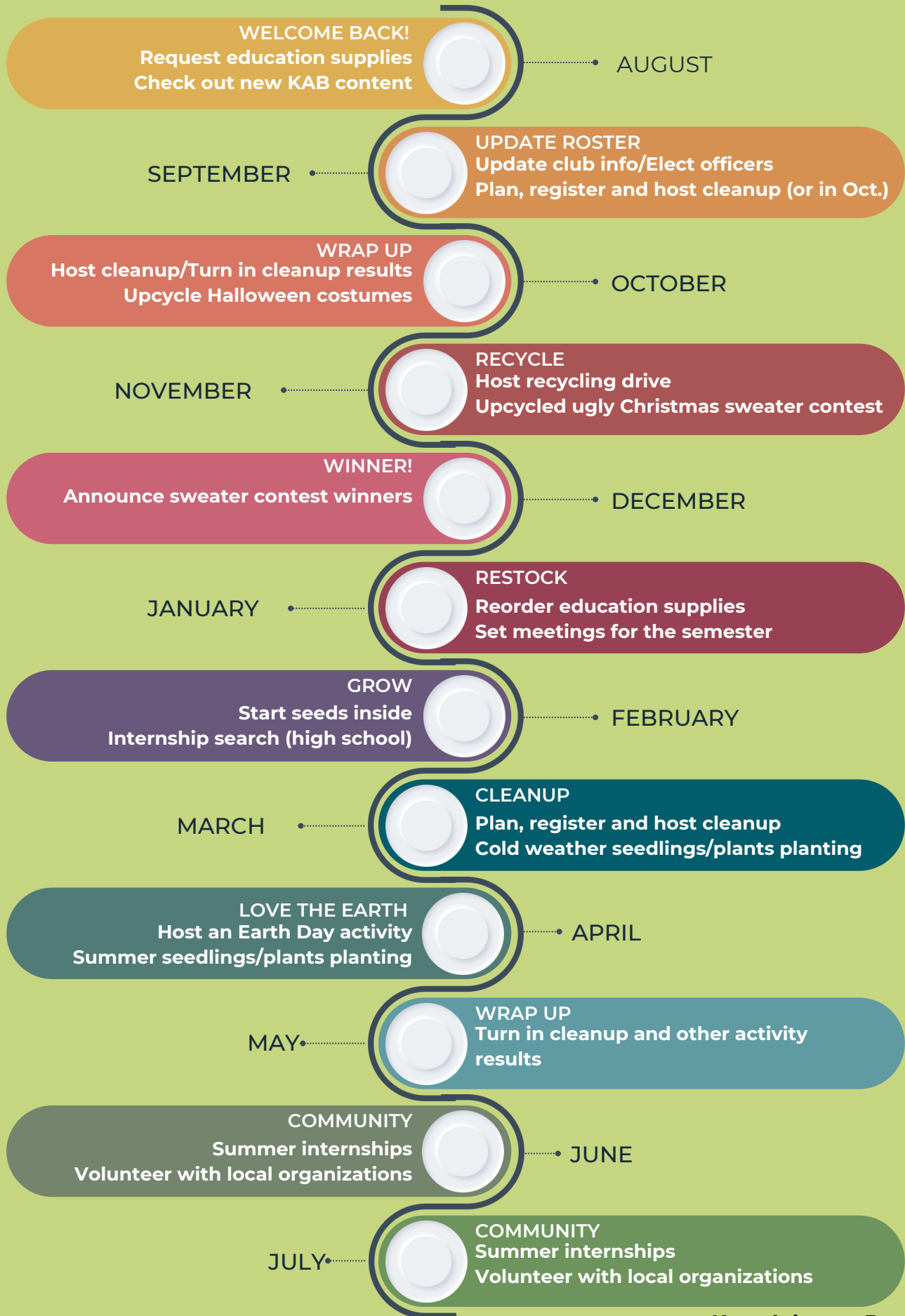
## REPORTING

2024 At the end of every school year, either the club secretary or advisor will submit a final report to Keep Arkansas Beautiful on all activities and meetings throughout the year.

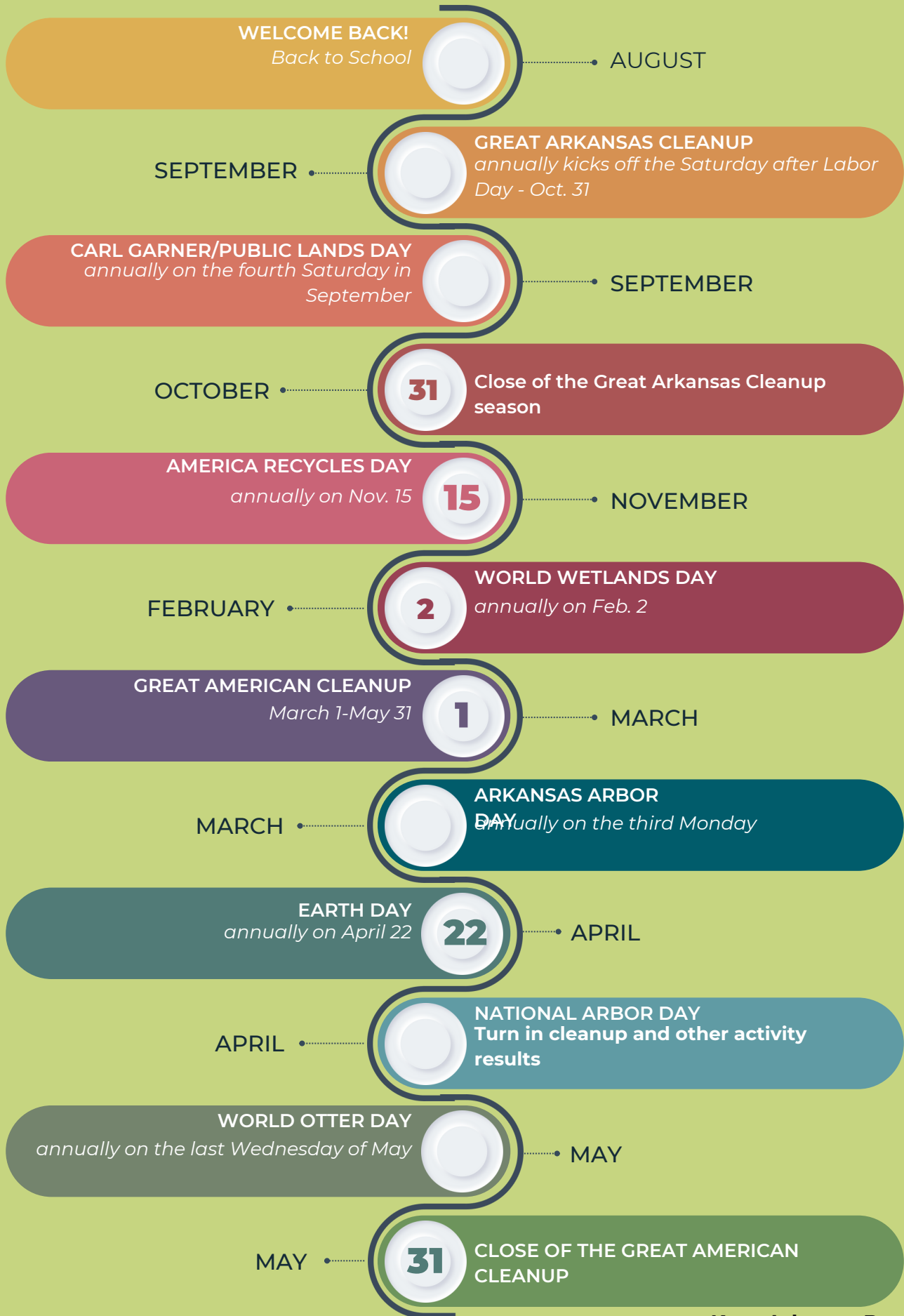
2025 At the end of every school year, either the club secretary or advisor will submit a final report to Keep Arkansas Beautiful on all activities and meetings throughout the year.

2026 At the end of every school year, either the club secretary or advisor will submit a final report to Keep Arkansas Beautiful on all activities and meetings throughout the year.

# SCHOOL YEAR PROJECT GUIDE



# SCHOOL YEAR SPECIAL AND ENVIRONMENTAL AWARENESS DATES



# PROJECT IDEAS- BEAUTIFICATION

Beyond what is recommended on the school year project guide, here are additional project ideas your club could consider. These ideas may not be applicable to all age groups or schools. These are not required, but merely ideas.



## ABATEMENT TACTICS

- Remove litter
- Remove graffiti
- Speak with school and/or community members about offering more trash receptacles around the community.

## PLANTINGS

- Start native plants, vegetable or flower seeds for a butterfly, school or community garden
- Plant native trees, saplings
- Remove invasive plants
- Connect with local garden groups and county extension office



## ARBOR DAY

- Host a tree planting event
- Connect with the Arkansas Department of Agriculture -Forestry Division and/or the Arkansas Urban Forestry Council
- Attend an Arbor Day event




## MURAL

- Design a mural in art class
- Speak with city council and business owners on donating a space and supplies
- Collaborate with local artist, city, business owner and school to install the mural



## FURNITURE/ PLAYGROUND

- Identify public spaces that have old or no longer safe benches, tables and playground equipment.
- Create a proposal to school board or city council for the purchase and installation of new furniture or equipment.



# PROJECT IDEAS- CONSERVATION

Beyond what is recommended on the school year project guide, here are additional project ideas your club could consider. These ideas may not be applicable to all age groups or schools. These are not required, but merely ideas.



## ENERGY

- Identify areas around school with non-LED lighting that could benefit from energy efficient lighting.
- Provide regular announcements across campus to remind people to turn off lights when leaving rooms.
- Display flyers and reminders on light switches and doors to turn off lights when leaving.



## WATER

- Install or apply for funding to receive and install refillable water bottle stations.
- Encourage faculty, staff and students to opt for refillable water bottles.
- Add rain barrels to corners of buildings to collect water for local/community garden.



## REUSE

- Create an on-campus thrift shop to raise funds for projects.
- Create an on-campus clothing or material exchange.



## EARTH DAY

- Volunteer with community groups at an Earth Day event.
- Promote Earth Day around campus.
- Host your own Earth Day event.

# PROJECT IDEAS- EDUCATION

Beyond what is recommended on the school year project guide, here are additional project ideas your club could consider. These ideas may not be applicable to all age groups or schools. These are not required, but merely ideas.



## PRESENTATIONS

- Create a presentation that can be shared in environmental classes, community organizations and city council.

## VIDEO SOCIAL/CONTENT

- Provide content to school publicity office to showcase your club's work on campus and in the community.
- Develop your own :30 video public service announcement that can be shared locally.
- Enter the Ozark Media Arts Film Festival Competition



LET'S GO

ADVENTURE

## EXPLORE

- Visit [ArkansasStateParks.com](http://ArkansasStateParks.com) to find educational programs and workshops at Arkansas' 52 state parks.
- Schedule a field trip to the Little Rock Zoo.
- Check out Keep Arkansas Beautiful's educational videos on YouTube.
- Print a tree/leaf identification card offline and identify trees around your community.
- Visit local/regional nature centers and museums.
- Connect with your regional master naturalist for educational opportunities.
- Visit [KeepArkansasBeautiful.com](http://KeepArkansasBeautiful.com) for access to free educational resources and videos.
- Visit your library for local nature guides like bird books, plant guides, etc.



# PROJECT IDEAS- RECYCLING/WASTE REDUCTION

Beyond what is recommended on the school year project guide, here are additional project ideas your club could consider. These ideas may not be applicable to all age groups or schools. These are not required, but merely ideas.



## CREATE/IMPROVE RECYCLING

- Offer recycling receptacles throughout your school.
- Post signage reminding faculty, staff and students what items are being accepted for recycling.

## TREX

- Sign up online for the NexTrex Recycling Challenge Program. If your school collects more than 1,000 pounds of soft film plastics and packaging in a 12-month span, TREX will award a TREX furniture bench to the school. Learn more at [nextrex.com](http://nextrex.com).



## COMPOST

- Offer a compost receptacle in your cafeteria.
- Transfer collected compostable items to outdoor compost bin for use in school/community garden(s).
- Post signage and teach others what items can be composted.



## AMERICA RECYCLES DAY

- Host or find a local Earth Day event.